

<b>19 July 2022</b>		<b>ITEM: 5</b>
<b>Corporate Parenting Committee</b>		
<b>Children's Social Care Performance 2021-22</b>		
<b>Wards and communities affected:</b> All	<b>Key Decision:</b> Non-key	
<b>Report of:</b> Anna Watkins, Business Intelligence Analyst		
<b>Accountable Assistant Director:</b> Janet Simon, Assistant Director, Children's Social Care and Early Help		
<b>Accountable Director:</b> Sheila Murphy, Corporate Director, Children's Services		
<b>This report is:</b> Public		

## Executive Summary

This report provides information on the performance across Children Looked After and Aftercare. The overall performance for the service is good and some of the performance is within the context of COVID-19 and the lockdown restrictions which have been in place over the period; this report focusses on data of 2021-22.

Thurrock continues to provide services to approximately 300 Children Looked After (CLA) and approximately 297 Care Leavers. Children and young people are visited regularly and the management of missing children is consistent and reflects good partnership with the police and Thurrock Community Safety. The work with health colleagues continues to ensure that there is a positive focus on Initial Health Assessments for children entering into care.

The Care Leaving Service continues to be a focus for improvement, particularly to keep in touch and support young people into employment or education and to ensure they have the right accommodation to meet their needs.

Children are generally placed with foster carers or, where possible, with family members. To support children being placed locally in their communities and recruit foster carers there is a new fostering brand and recruitment campaign.

It has been previously reported to Corporate Parenting Committee that permanency planning has been particularly impacted by COVID-19. There have been delays in timetabling for final court hearings. The court has agreed to prioritise cases where the care plan is one of adoption, to prevent the delay for younger children in court cases.

## **1. Recommendation(s):**

**1.1 That members note improvements and areas for improvement in Children's Social Care and note the work that is undertaken to ensure good and improving performance.**

**1.2 Note the impact of COVID 19 on some areas of performance.**

## **2. Introduction and Background**

2.1 This report provides a summary of Children's Social Care performance. It highlights key demand indicators for Children Looked After such as the number of children who are looked after, benchmarking data and key performance indicators.

2.2 Thurrock produces a number of data sets and performance reports to meet its internal and external reporting requirements. The data in this report is from the At a Glance monthly performance report, regional benchmarking data and national data sets. External reporting requirements include the annual statutory data return to the Department for Education (DfE) that all Local Authorities must provide.

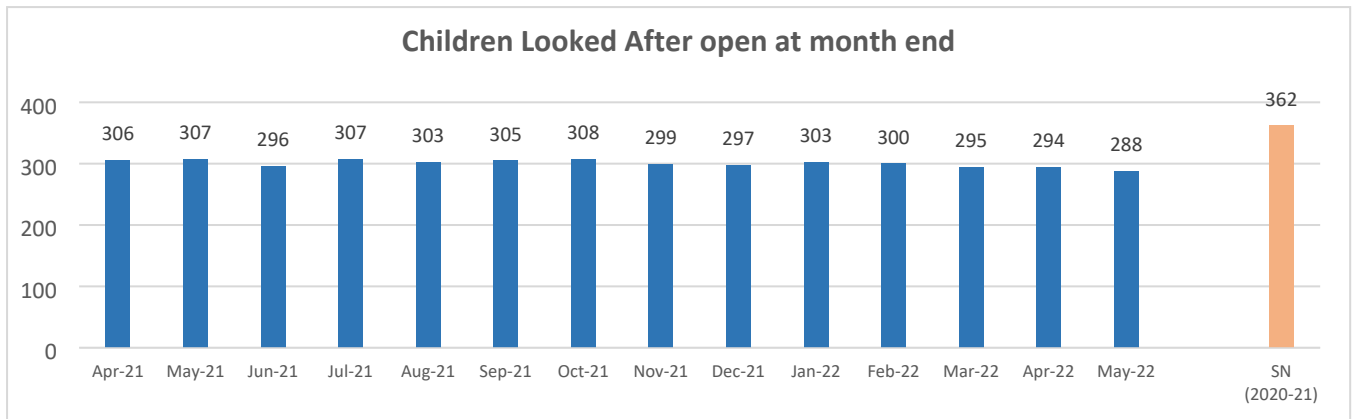
2.3 This data has been presented and discussed with the Children & Families Performance Group.

2.4 Teams and Managers use the data to understand and respond to changes in activity levels, to monitor and respond to the quality and timeliness of services and to collate information about how well children are doing. The information is also discussed with front line workers.

## **3. Performance Data for Children Looked After**

### **3.1 Number of Children Looked After (CLA)**

The graph below shows the number of children who were Looked After at the end of each month. The numbers of children have shown a sustained small decrease in quarter 3. There is monitoring of children who may need to become Looked After and there are regular reviews of children entering care. Where possible, children are returned to their family where safe and appropriate.



### 3.2 Unaccompanied Asylum-Seeking Children (UASC)

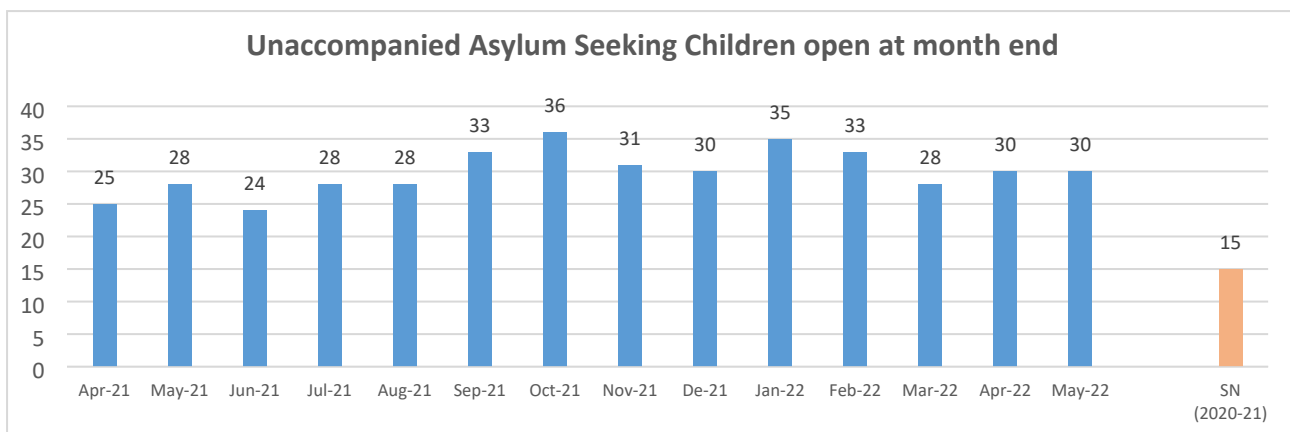
UASC are a subset of the Children Looked After number above. Local Authorities through agreement have a simple formula to ensure a fair distribution of the responsibility for looking after unaccompanied children. Each local authority has a 0.07% ceiling for how many UASC and unaccompanied asylum seeking children a region or local authority is reasonably expected to be looking after at any time, as a proportion of its total number of children.

Thurrock's allocated number is 31 children. There was a reduction in the entry of UASC into Essex Ports in 2020 to 2021 as the preferred route appears to have been through Dover. Between January and March 2022, there have been 12 new UASC arrivals into Thurrock compared to 4 between January and March 2021. There is ongoing work with the Home Office to ensure timely and smooth transition for this cohort if Thurrock's allocation of UASC is exceeded

When a local authority reaches its allocated number there are arrangements in place for new arrivals to be transferred via the National Transfer Scheme (NTS). The NTS replaced, the Eastern Region<sup>1</sup> Transfer scheme in July 2021 which worked efficiently and effectively with the transfer of UASC usually within 10 days of arrival.

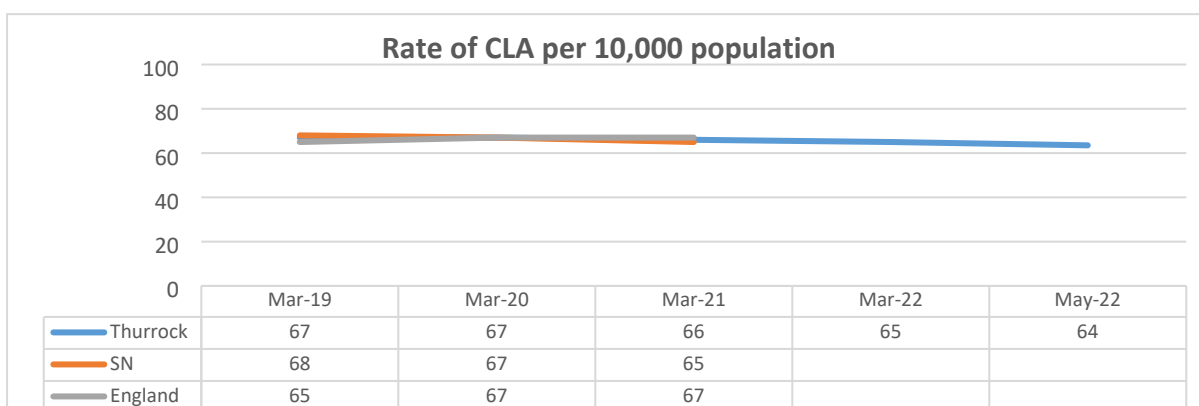
The NTS is operated by Central Government with the Home Office responsible for administration of the scheme. The Eastern Region Co Coordinator who previously ensured the smooth transfer process in the region is no longer responsible for the transfers, however their role is to liaise with the Home Office co-ordinator.

<sup>1</sup> The Eastern Region comprises of Bedford Borough, Cambridgeshire, Central Bedfordshire, Hertfordshire, Luton, Norfolk, Peterborough, Southend, Suffolk and Thurrock Local Authorities



### 3.3 The Rate of CLA per 10,000 population

The graph below shows the rate of Children Looked After per 10,000 population of under 18 year olds in Thurrock. At the end of May 2022 there were 288 Children Looked After in Thurrock with the rate of 64 per 10,000. Based on the benchmarking data 2021, Thurrock is below the Statistical Neighbour average of 65.0 and England rate of 67.0 as at the end of May 2022.



### 3.4 CLA episodes started and ended

It is normal for the number of children leaving care to fluctuate. Between 01 April 2021 and 31 March 2022, the number of Thurrock children who ceased to be looked after was 121; 122 left care.

The most common reason for episodes ending in 2021-22 was children returning home to live with parents, relatives, or other person with parental responsibility and moving to an independent living arrangement. Similarly this was the case in 2020-21. The cohort of UASC will have ended as they moved into the Aftercare Service or were missing.

There is currently a delay in the timeliness of court proceedings, preventing children from leaving care and progressing to their permanent placement

(Adoption, SGO or returning home). This is a direct result of COVID which has caused delays in concluding proceedings for children.

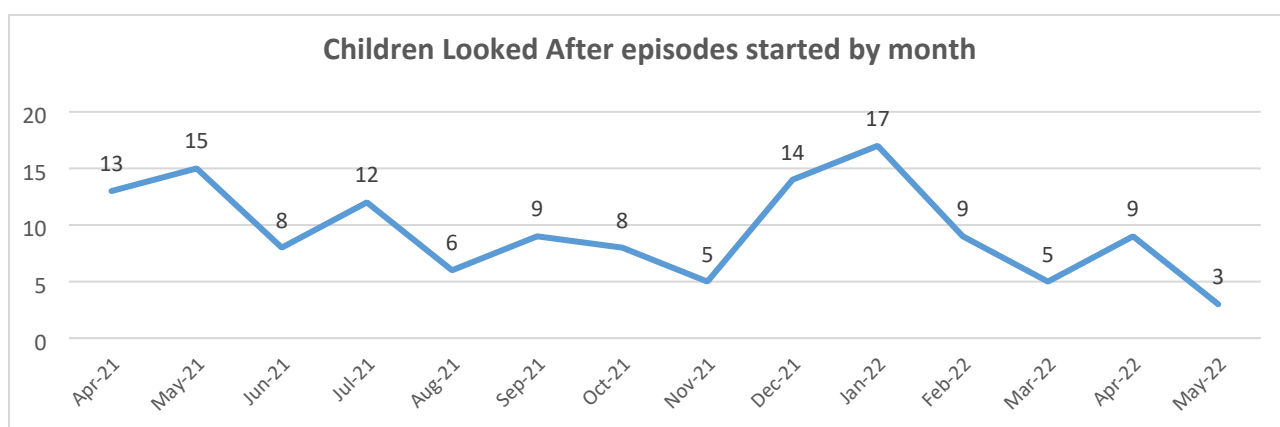
Four factors contribute and impact on the numbers of children in care in Thurrock;

- Numbers of children entering care
- Numbers of children leaving care
- Numbers of UASC entering care
- Numbers of UASC who remain looked after by Thurrock

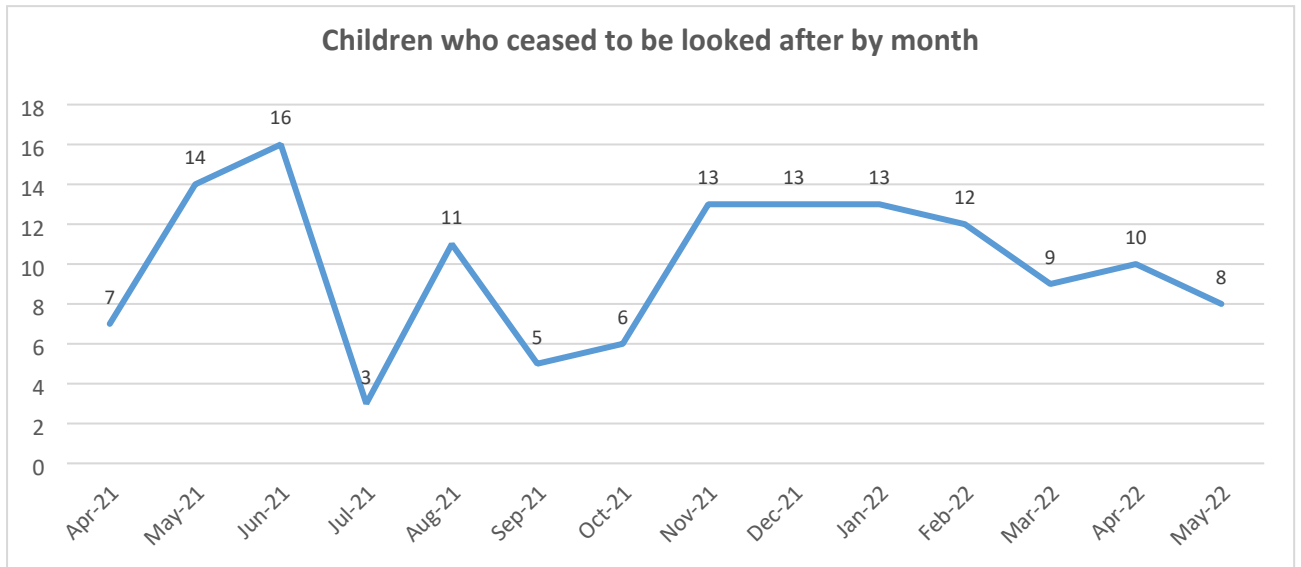
The below chart shows entries and exits in and out of care over the last few years and evidences fewer numbers of UASC entering care in Thurrock and a stabilising of UASC numbers in line with 0.07 of the child population and transfers taking place appropriately.

	2018/19	2019/20	2020/21	2021/22 (Q1, Q2 Q3 & Q4)
Entering Care total	203	242	150	121
Entering Care UASC (% of CLA population)	91 (44.8%)	75 (30.9%)	36 (24.0%)	38 (31%)
Exiting Care	211	235	148	122
CLA No, at end of reporting period	290 Reduction of 8	298 Reduction of 8	298 No change	295
Average UASC Population	39	23	21	28

All cases are reviewed to ensure the correct children come in to care and court proceedings are only issued where necessary. Children and Families are supported to remain together to stabilise families who may be in crisis.

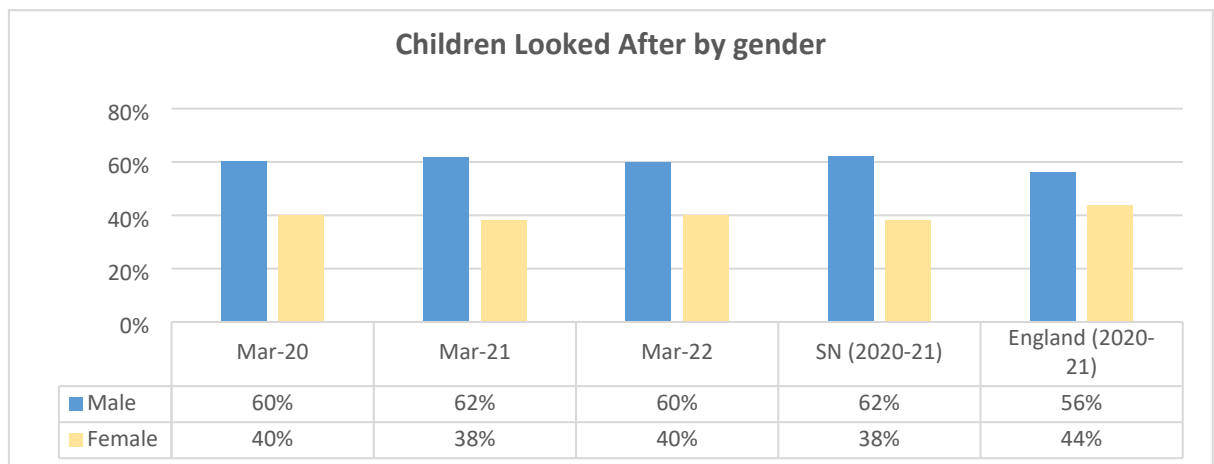


### 3.5 CLA episodes ended in month



### 3.6 CLA by gender

Based on the benchmarking data in 2020-21, the gender breakdown is in line with the Statistical Neighbour and England averages as at March 2022.

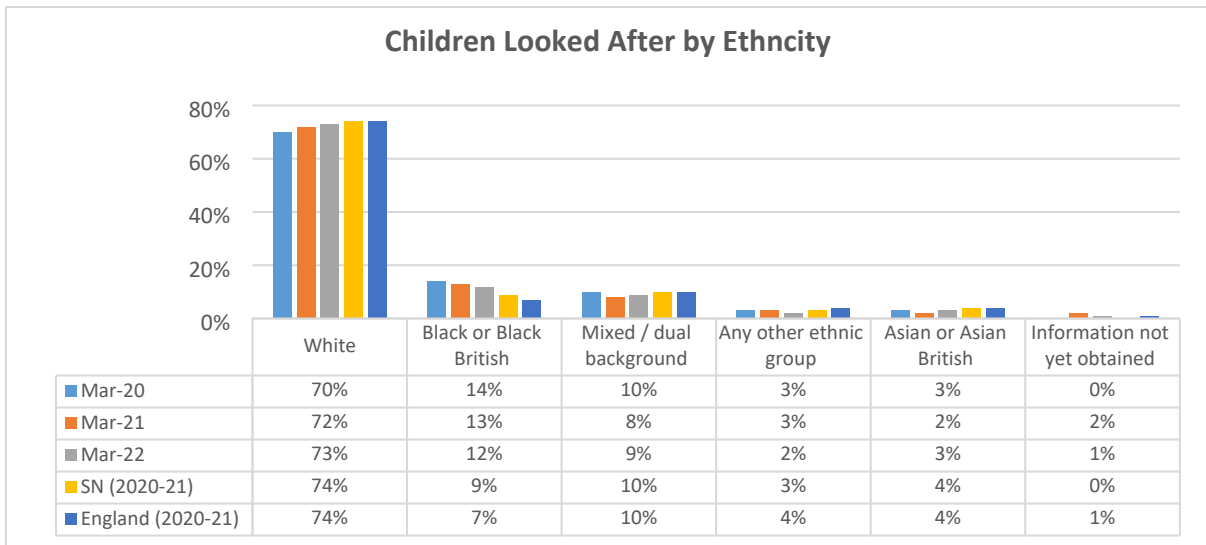


### 3.7 CLA by ethnicity

Statistical Neighbour and England averages are included. However, for Thurrock, school census data provides a more appropriate comparison, given the population of Thurrock.

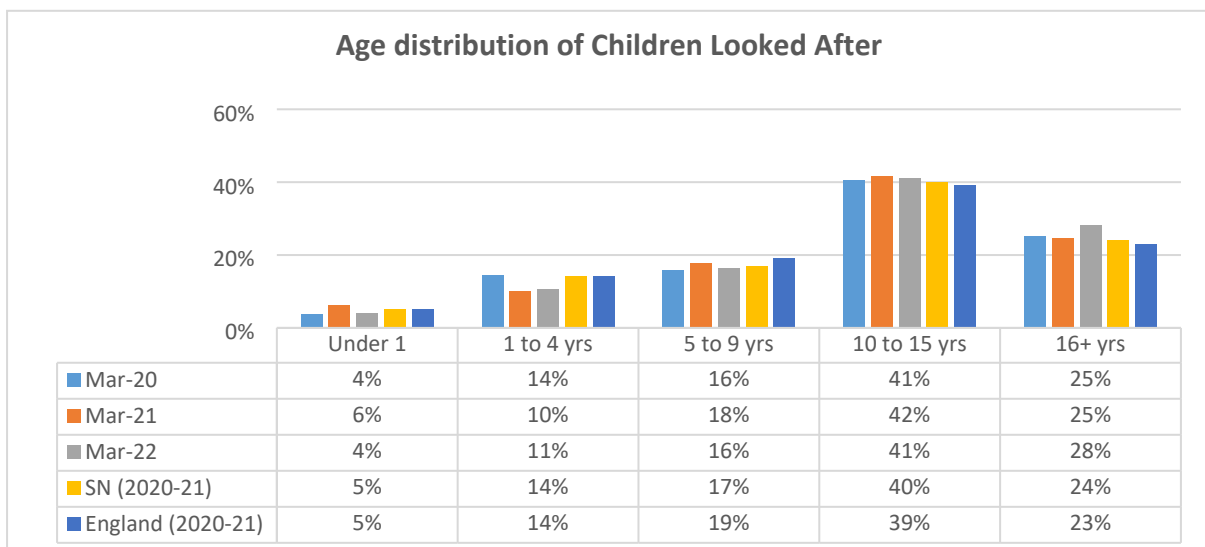
Thurrock's Children Looked After are predominantly White which is in line with Thurrock's School Census in Spring 2020 and the Statistical Neighbour and England averages.

While the numbers of Children Looked After Black/Black British have slightly decreased since April 2021, there have been no particular issues influencing this change.



### 3.8 CLA age profile

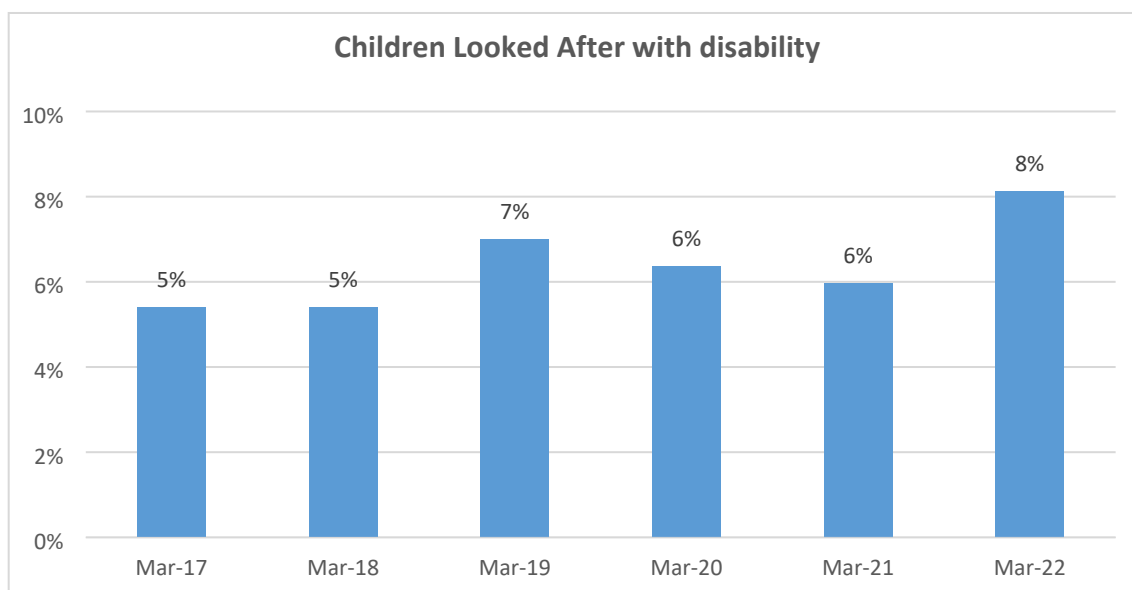
Based on the benchmarking data as at March 2021, the age profile of the Children Looked After cohort remains mostly stable and in line with the Statistical Neighbour and England averages. Since March 2021, we have seen an increase in the number of 16+ years and Thurrock is above England average of 23% and Statistical Neighbour average of 24%.



### 3.9 CLA with a disability

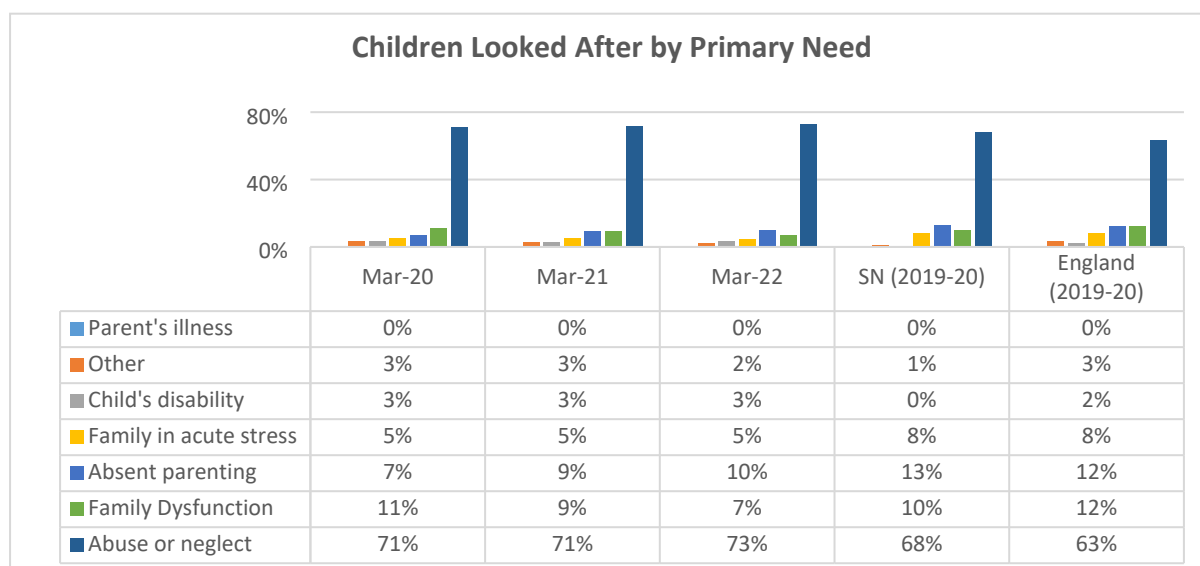
The number of children looked after with a disability has remained relatively stable since April 2021. At the end of March 2022, 24 of the total CLA cohort were recorded as having a disability. 19 of these children were boys aged

seven and over and 5 girls aged 12 and over. 17 of 24 children were placed within 20 miles or less from their home.



### 3.10 CLA by Category of Need

The majority of children become Looked After as a result of the significant harm they are experiencing or likely to experience. Where possible, Social Care provide support and intervention to enable families to remain together and ensure that children only become looked after, when absolutely necessary.



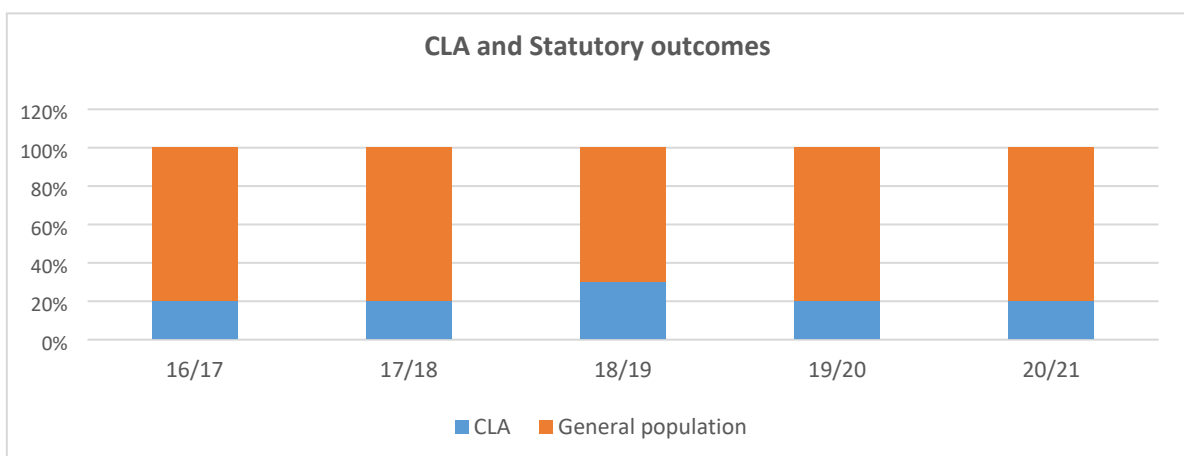


## 4. Number of CLA open to the Youth Offending Service (YOS)

### 4.1 Statutory Interventions

A statutory intervention is undertaken when a child has been convicted by the courts or made subject to a Youth Caution or Youth Conditional Caution and consequently has YOS intervention.

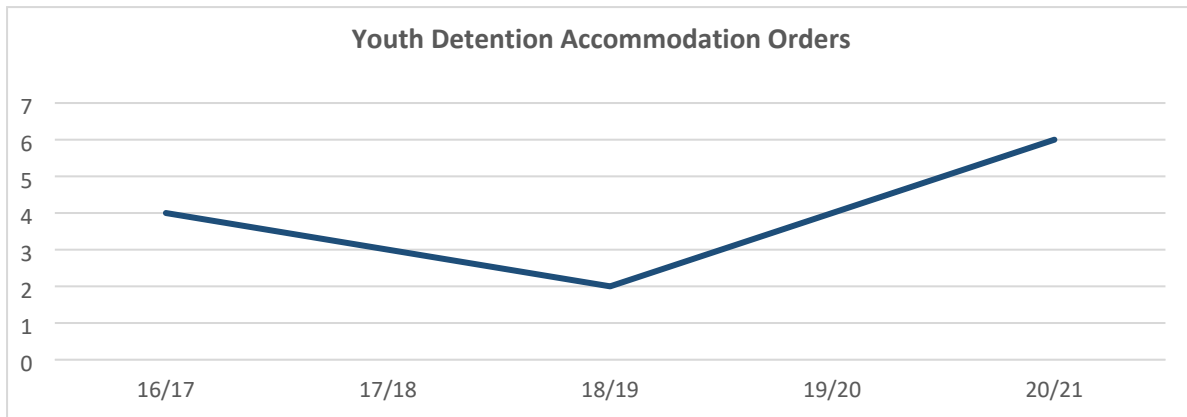
Between April 2021 and March 2022, there were 56 children open to the Youth Offending Service on statutory outcomes, 10 of these were looked after children of which 8 were looked after by Thurrock. The 10 looked after children represented 18% of the young people open to YOS, 60% were from a Black, Asian and Minority Ethnic background (BAME).



The above graph represents the percentage of Children Looked After versus the total number of young people in the Youth Justice System for the last five years. Despite an increase from 20% to 30% in 2018-19 the numbers of Children Looked After has been relatively static at around 20%. There were no notable reasons for the increase in 2018-19.

### 4.2 Youth Detention Accommodation

Under the Legal Aid, Sentencing and Punishment of Offenders Act 2012, any child that is made subject to a Youth Detention Accommodation Order (remand in custody) by the Courts automatically becomes looked after by the local authority.



Of the 7 children made subject to Youth Detention Accommodation Orders in 2021-22, 5 (71%) were from the BAME community. This is reflective of over representation of children from the BAME community in the criminal justice system and in particular the figures in relation to children in custody, locally and nationally.

The over representation of BAME young people in the Criminal Justice system is reflected nationally national issue. Research into this area evidences that young black males children are not always given the same opportunities for Diversion (Early Intervention), as young white male children, from the Police and the Courts.

Essex wide, we are working with our partners to identify the root causes for over representation via the Essex Criminal Justice Board. Locally we are monitoring the numbers of black young children coming to the Out of Court Disposal Panel, where early intervention and diversion can be offered. The data in relation to our BAME young people in custody, on Court Orders, or receiving diversion intervention is scrutinised via the Youth Crime Governance Board on a quarterly basis and is a priority within our Youth Justice Board Plan 2021-24. The Essex wide Criminal Justice Board is also sponsoring some research in this area.

#### 4.3 Out of court disposal panel

In 2021-22, the out of court disposal panel dealt with 56 offences relating to 48 Thurrock children, of which 6 children had looked after status. All 6 children were diverted away from the criminal justice system with identified support from the YOS partnership.

Thurrock YOS and Essex Police are committed to the national protocol<sup>2</sup> aimed to reduce the criminalisation of Children Looked After. This approach will be supported with a local pan-Essex protocol to ensure there is a focus on

<sup>2</sup> <https://www.gov.uk/government/publications/national-protocol-on-reducing-criminalisation-of-looked-after-children>

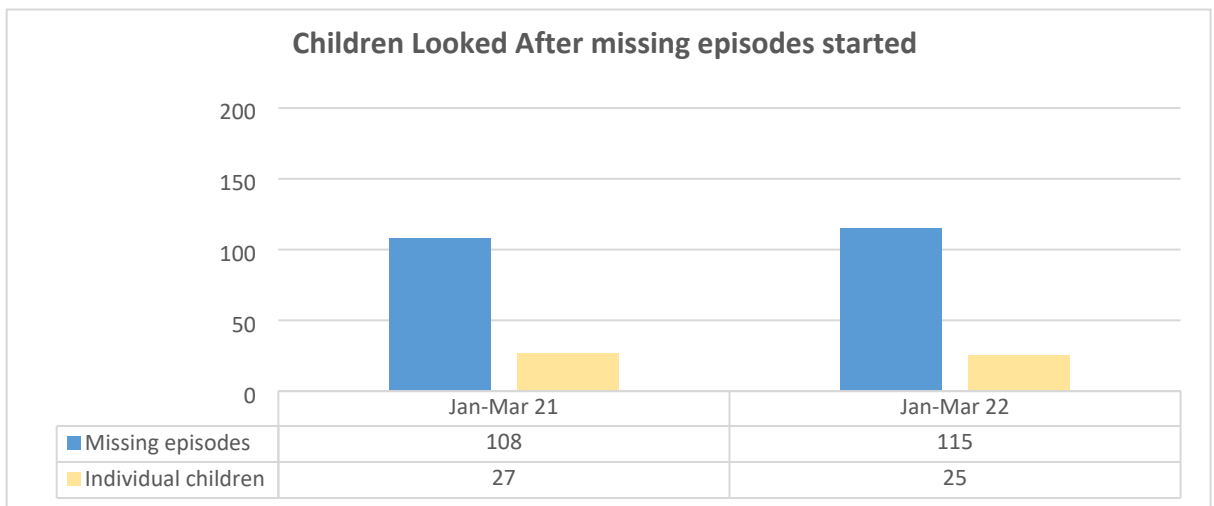
diverting any child (where possible) who is Looked After from the Criminal Justice System.

## 5. CLA missing episodes started

The graph below shows the number of missing episodes started and the count of the individual children who went missing between January and March 2022.

Between January and March 2022, there were total of 115 missing episodes compared to 108 missing episodes in the same period in 2020-21; this represents a 7% increase in the number of missing episodes. The number of young people that went missing has fallen by 7% from 27 to 25. Between 01 April 2021 and 31 March 2022, there was total of 593 missing episodes made up by 65 children compared to 01 April 2020 and 31 March 2021 when the number of episodes was 406 episodes and number of children was 54.

Since April 2020, the number of episodes has increased by 46% and the number of children has increased by 20%. The chart below shows the number of missing episodes and children between January and March over the last two years.



Between January and March 2022:-

- 22 children had between 1-10 missing episodes
- 2 children between 10 and 20 episodes
- 1 child over 20 missing episodes

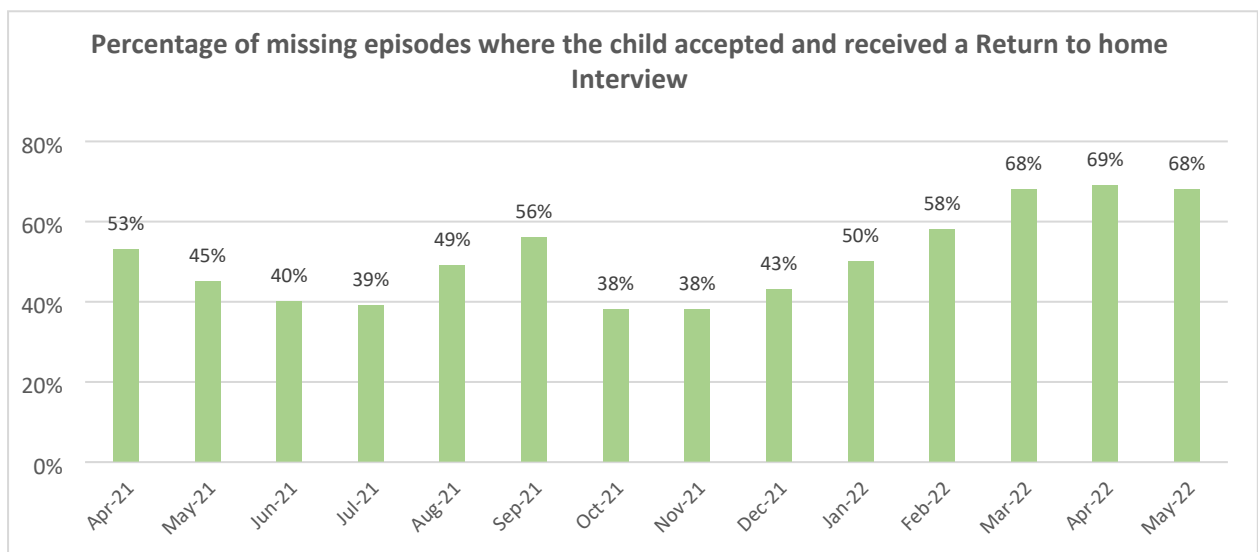
The most common reason for children going missing was contact with family and friends, representing 54% of missing episodes between January and March 2022.

### 5.1 CLA return to home interview (RHI)

Since April 2020, Inspire Youth Hub have been commissioned to undertake independent Return Home Interviews (RHI). All children are offered a RHI within 72 hours following each missing event, with the aim of understanding the young person’s circumstances and the reasons why they go missing. Key Workers from placements, Foster Carers and Social Workers will discuss missing incidents with children. There is a network of support provided to children to try to engage with them and understand the reasons for their missing episodes. The Participation Team have been able to engage and seek feedback from young people and this has been invaluable.

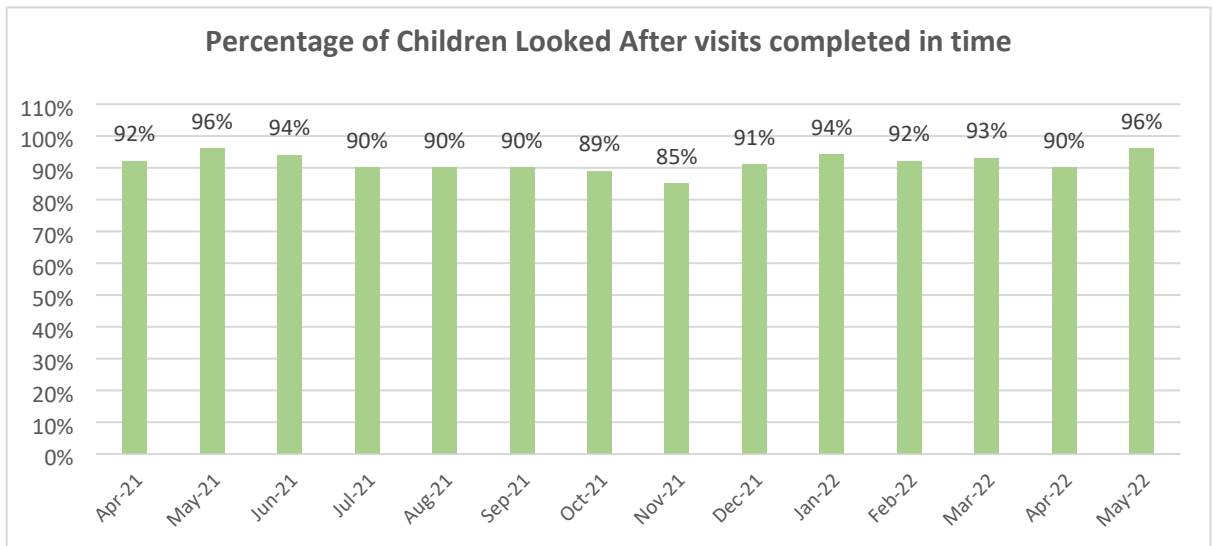
Between January and March 2022, the average take up was 59% by all young people offered a RHI compared to 52% between January and March 2021. The offer of an RHI via Inspire is not always accepted by young people for a number of reasons including not wanting to reveal their whereabouts when missing and not believing that they were missing but ‘out’. All young people who have a missing episode are reviewed at the weekly Risk Management Meeting.

The graph below shows the percentage of return to home interviews taken up by young people through Inspire over the last 12 months. There has been an increase in the number of missing episodes in a cohort of 7 young people who have consistently refused return home interviews. We are reviewing how we engage this cohort of young people and alternatives such as whether there is anyone within the network better placed to have these conversations when they return from missing episodes including their social worker and how this information is captured. Part of this review will include gaining an understanding from young people about what works for them, what the barriers are to taking up a return home interview and working with representatives from the National Working Group who are supporting Inspire to improve the take up of that offer



## 5.2 Timeliness of social worker visits

Social workers are required to visit a child/young person within one week of the start of any placement. Visits are then due in accordance to the time agreed within the Care Plan. This can vary from 20 to 65 working days, permitted within regulations. There has been a slight dip in performance in the last quarter and there is focused work within the service to ensure sustained improved performance and that children are seen and spoken to. The average quarterly visits completed in time between January and March 2022 was 93% compared to 96% between January and March 2021.



### 5.3 CLA Initial Health Assessments (IHA)

Every child who becomes looked after should have an Initial Health Assessment within 20 working days of entering into care. To achieve good performance for this indicator, there is reliance on working with Thurrock Social Workers, the children’s families, Thurrock health care providers, and also other health providers for children placed outside of Thurrock. Sometimes notifications for an IHA cannot be processed if parents have not provided consent for medical treatment and there is no court order which gives the Local Authority responsibility for consenting to health care. There is a weekly IHA tracking meeting to ensure that there is a focus on meeting the 5 day target to notify Health colleagues that a child has become looked after and to ensure that an Initial Health Assessment is offered and completed within 20 working days.

Performance for IHA requests being sent to Health have shown a sustained improvement in the 12-month period between 01 April 2021 and 31 March 2022, with 83% of notifications being made within 5 working days. The numbers of IHA’s requests required each month can be small and therefore fluctuations can be impacted on by very small numbers

Two performance measures inform the data and success in children having an initial health assessment in time;

- Whether the referral for an initial health assessment is made by the local authority within 5 days
- An initial health assessment takes place within 20 working days of a child entering into care.

### **IHA request made to health by social care within 5 days of child becoming looked after.**

The average percentage completed in time from January and March 2022 was 88%.

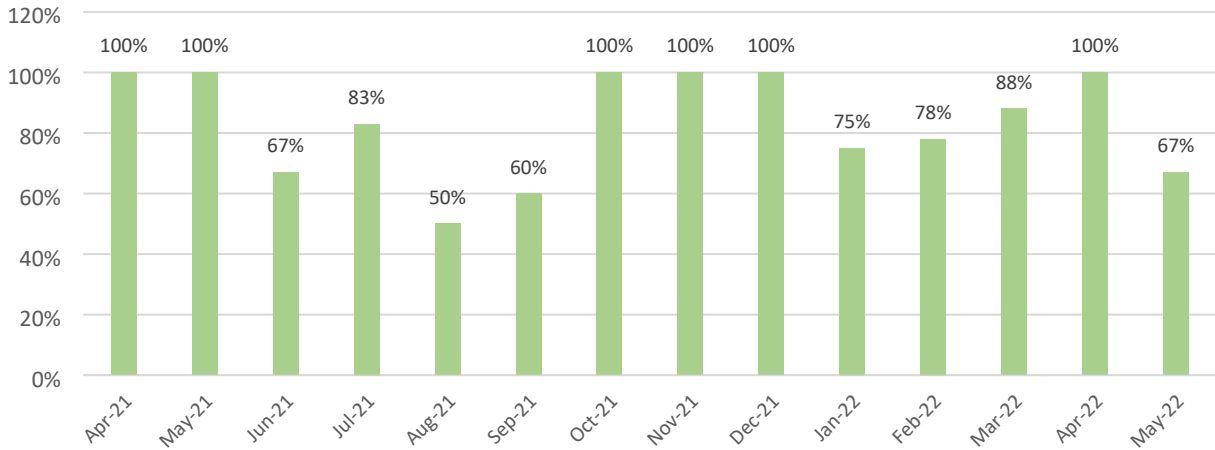
Between 01 April 2021 and 31 March 2022, reasons for delays included parents refusing or delaying in providing written consent; procedural issues such as a child moving placement and the paperwork needing to be resubmitted and request for consent being late or a child who is able to give consent refusing or going missing.

### **Initial Health Assessment taken place within 20 working days of a child entering care**

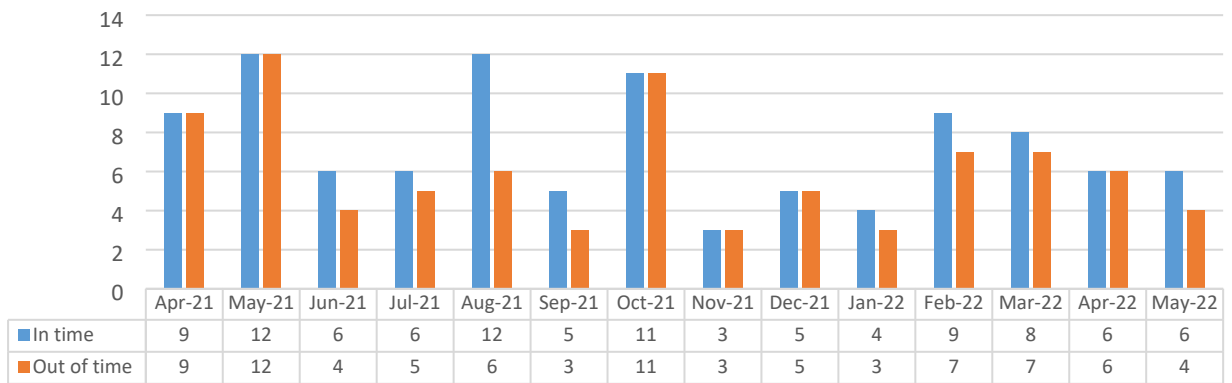
The timeliness of referrals from social care to health can but does not always impact on assessments taking place in time. Between January and March 2022, the reasons for delay varied from children moving placements, paperwork not being provided on time or incorrectly completed by social care and capacity issues.

The average percentage of initial assessments completed in time between 01 April and 31 March 2022 was 48%. Reasons for delays in children having an initial health assessment in time included parents refusing or delaying in providing written consent; procedural issues such as a child moving placement and the paperwork needing to be resubmitted; capacity within health due to sickness and redeployment for vaccination clinics, and other reasons such as clashes in appointments for the young person or a child being ill.

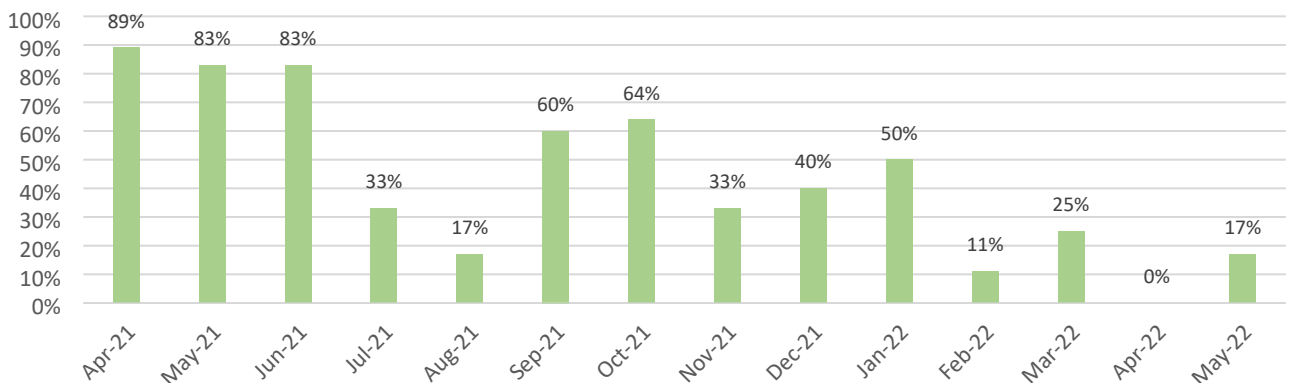
### CLA Initial Health Assessment 5-day requests made in time

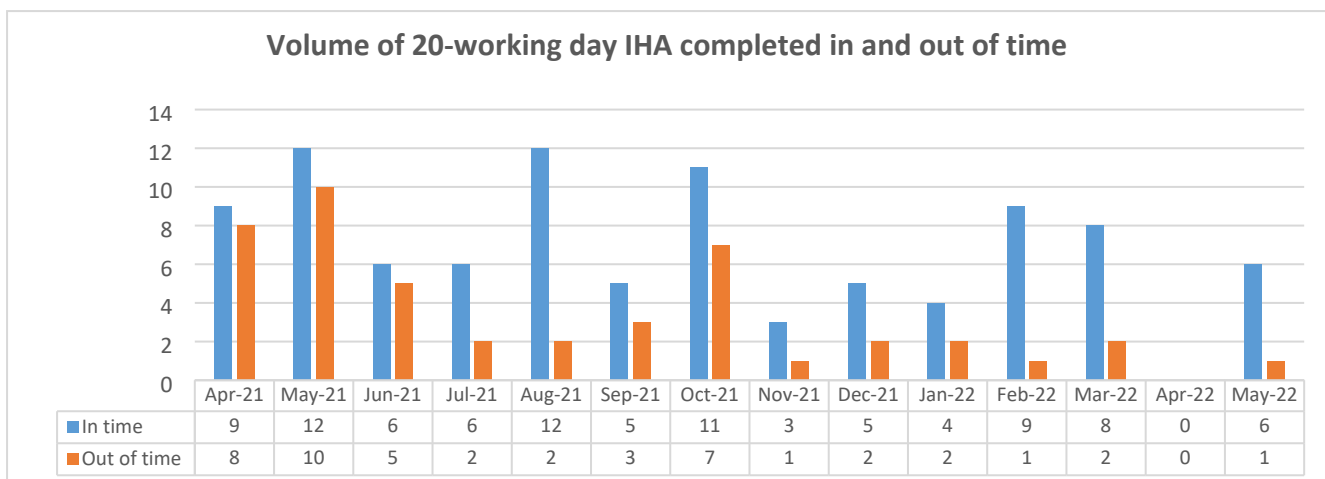


### Volume of 5-day requests completed in and out of time



### Of the children who reached their 28th day in care within the month; % that had an Initial Health Assessment (IHA) within 20 working days





#### 5.4 CLA in Education

Due to the COVID 19 pandemic, all national academic testing was cancelled. In line with Department for Education guidance, schools will not be publishing their data for 2021.

The annual report of the Virtual School Head teacher is a key document which must be produced as part of reporting arrangements. The 2019-20 report was presented to Corporate Performance Board in January 2021.

In addition to the annual report, the Virtual School Head teacher and her team members provide reports to the Governing Body every term. These detail a range of information such which is provided to ensure that we are held accountable and that the delivery of services is efficient. (Please see Agenda item 8 within Corporate Parenting Committee Pack January 21)<sup>3</sup>

#### 5.5 CLA Strengths & Difficulties Questionnaire (SDQ)

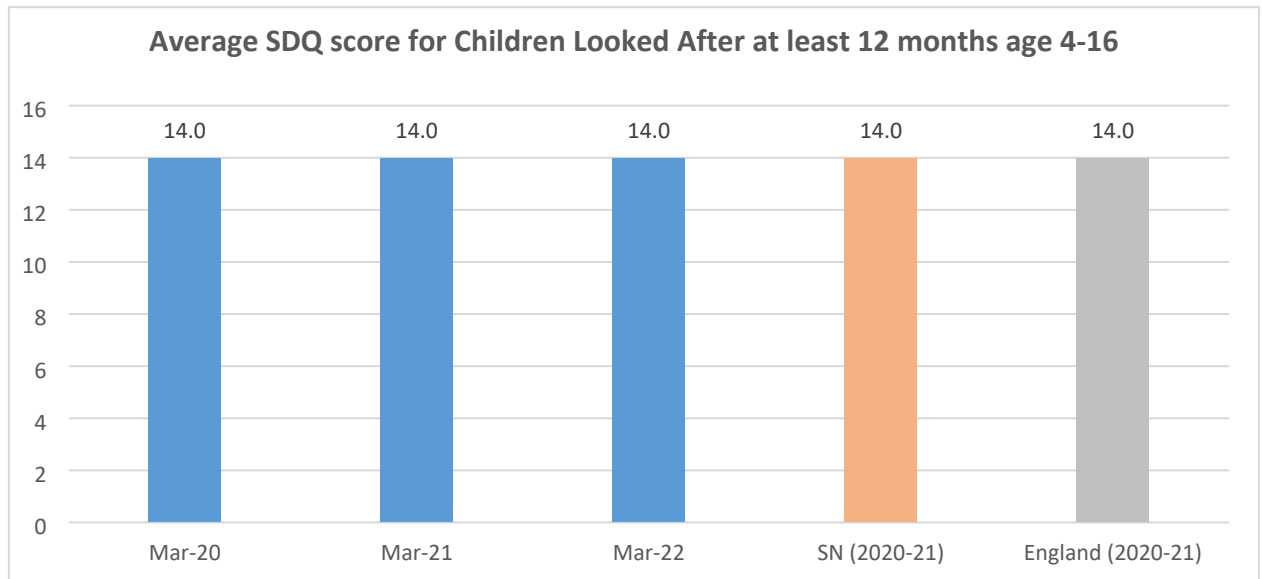
SDQ scores are a measure which provides an indication of the mental wellbeing of Looked After Children. Thurrock has a statutory responsibility to collect SDQ scores annually for all children aged 4-17 who have been in our care for more than 12 months. Thurrock Childrens Services collate the SDQ scores termly via the Personal Education Plan supported by the Virtual School and Children's Social Care collecting the views of carers, school staff and children.

For each child where their score indicates a level of need (scoring 13 or higher) their case is individually reviewed by a multi-agency panel to ensure appropriate services are in place. Children benefit from a suite of local services including EWMHS, Kooth (online Counselling) and commissioned therapeutic services. For children placed out of area NHS provision or commissioned services are secured.

<sup>3</sup> (Public Pack)Agenda Document for Corporate Parenting Committee, 05/01/2021 19:00 (thurrock.gov.uk)



During COVID-19 the average scores have not increased and the mental wellbeing of Children Looked After is being appropriately reviewed, with support and intervention provided as necessary.



## 6. Number of children adopted

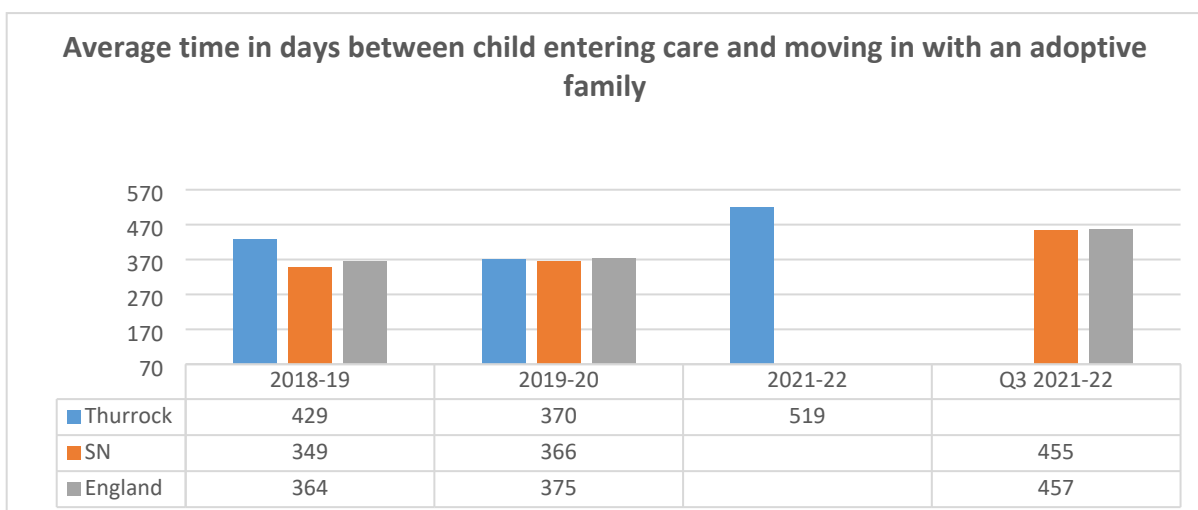
Between 01 April and May 2022, there are a total of 11 children who have either been adopted or placed in adoptive placements.

### 6.1 Timeliness of Adoption

The timeliness of adoption is measured as a 12-month rolling average, it is the length of time from the child entering care to moving in with an adoptive family. As at end of March 2022, Thurrock's average was 519 days.

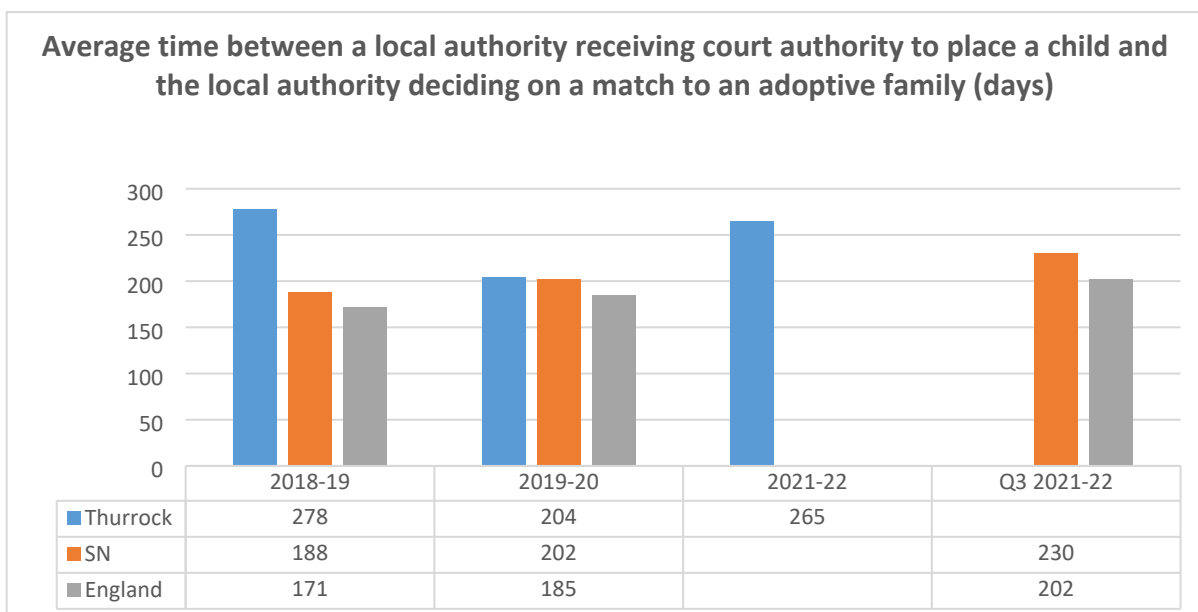
Care proceedings have seen significant delays due to covid; court availability and family members being identified late.

Based on the latest benchmarking data as at the end of March 2020, Thurrock is above the Statistical Neighbour average of 455 days and England average of 457 days as reported for Q3 2021-22.



As at end of March 2022, the average time in days between Thurrock receiving a Placement Order (court authority) to place a child with the adoptive family was 265 days.

Thurrock is above the Statistical Neighbour average of 230 days and the England average of 202 days and as reported at the end of Q3 2021-22.



This is an area for the Service to focus to ensure there is timely matching and placing of children with their adoptive families. The impact of COVID 19 will affect the timeliness of children being placed for adoption due to the delays in timetabling of final hearings for Placement Orders, and further delay as a result of birth parents re-applying to the court to revoke Placement Order, sometimes as soon as the Order has been made. The application by birth parents to revoke a Placement Order prevents the placement of children with

adoptive families. There can be a further appeal if the birth family do not agree with the chosen adoptive placement.

## 6.2 **CLA permanency**

Purposeful early permanency planning continues to ensure that children are in the right placement at the right time to meet their needs. Securing placements where needed and supporting children, where appropriate, to remain at home with their families is the priority. Children are placed for adoption only once all family and friend options have been exhausted.

As at the end of March 2022, there were 49 (17%) children aged 0-5, the total cohort of CLA being 295. The majority of children under five who are not able to return home, are moved on to permanent placements through adoption or permanent alternative carers. There have been significant delays, as a result of COVID-19, resulting in children being subject to court proceedings for longer periods, and transition to their permanent homes being delayed.

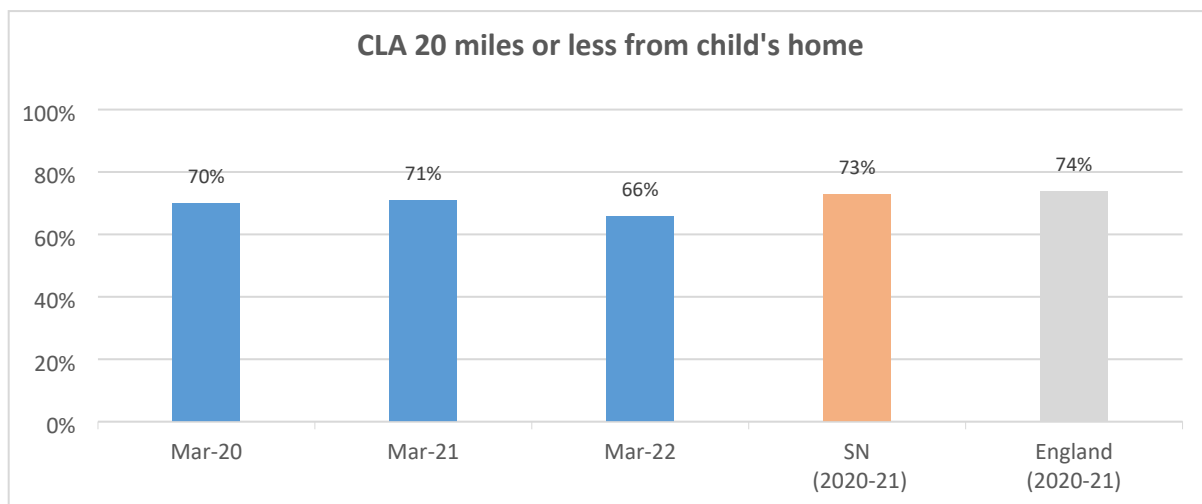
## 6.3 **CLA placement distance**

It is good practice to ensure that children remain within their communities. At the end of March 2022, 66% of the Children Looked After cohort were placed within 20 miles or less from their homes, which represents 196 of 295 children looked after. Based on the latest benchmarking data available in March 2021, Thurrock reflects performance close in line with the national average of 74%.

This is an area of intense focus for the Placement Service. The fostering recruitment campaign seeks to increase local placements. However it is not only Thurrock Local Authority who are finding the recruitment of local foster carers a challenge. Local placements are not available from Independent Fostering Agencies (IFA) or Residential care homes. There is a national shortage of fostering and residential care<sup>4</sup>, (the interim report published by the Competition and Markets Authority, October 2022, has noted the pressure on Local Authority placement services) and the local authority continues to seek Ofsted registered provision and sometimes this is outside of the Thurrock and Essex area.

---

<sup>4</sup> <https://www.gov.uk/government/publications/childrens-social-care-market-study-interim-report/interim-report>.



## 7. Care Leaving Service

A Care Leaver, as defined in the Children (Leaving Care) Act 2000<sup>5</sup>, is a person who has been 'looked after' or 'in care' for at least 13 weeks since the age of 14, and who was in care on their 16th birthday.

A young person's status as a care leaver can be divided into the following:

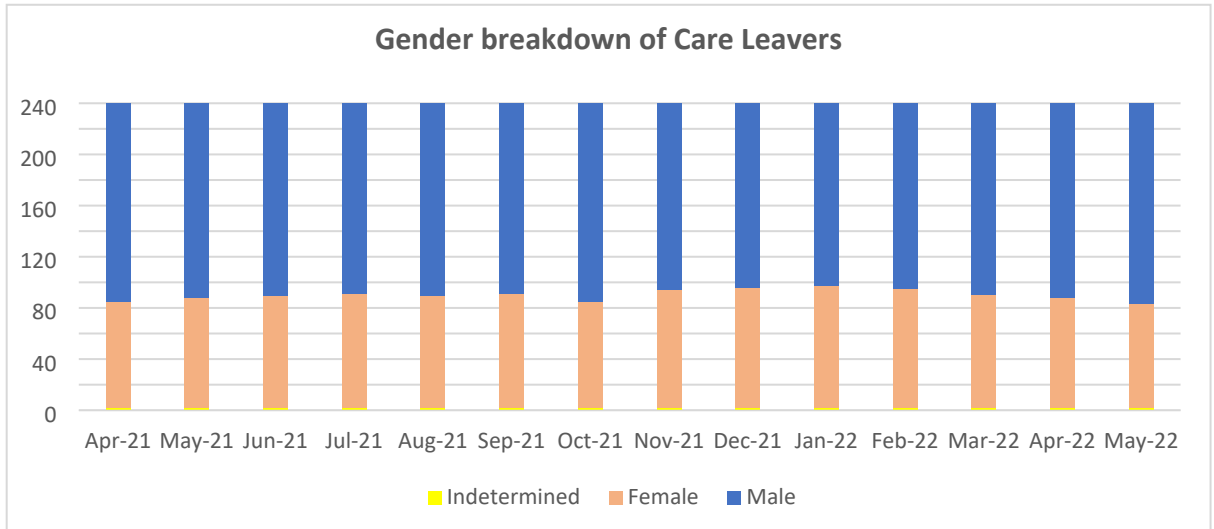
- Eligible child - a young person who is 16 or 17 and who has been looked after by the local authority/health and social care trust for at least a period of 13 weeks since the age of 14, and who is still looked after.
- Relevant child - a young person who is 16 or 17 who has left care after their 16th birthday and before leaving care was an eligible child.
- Former relevant child - a young person who is aged between 18 and 25 (or beyond if being helped with education or training) who, before turning 18 was either an eligible or a relevant child, or both.

The graph below shows the total **OC3 care leaver cohort** (Relevant and Former Relevant Children whose 17th, 18th, 19th, 20th or 21st birthday falls within Financial Year) of Young People age 16-25 years who are in receipt of a Care Leaving service. The numbers are increasing and this is in part due to legislative changes that placed additional responsibilities upon Care Leaving services (Children and Social Work Act 2017). Section 3 of the Act now requires Local Authorities to appoint a Personal Adviser for Care Leavers (who request one) up until the age of 25.

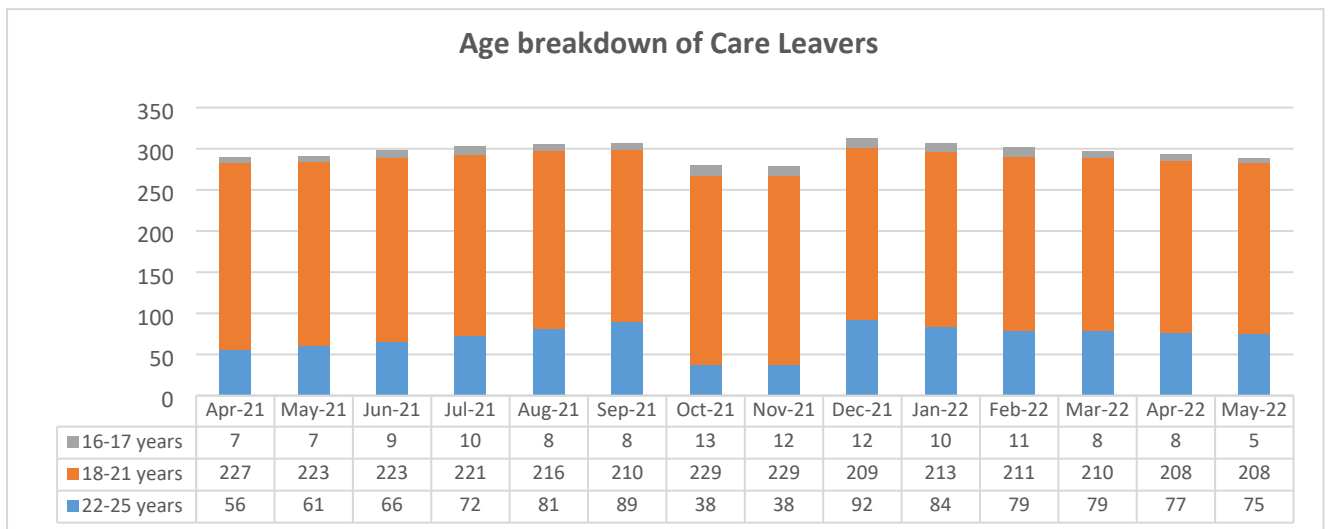
As at end of March 2022, 297 Care Leavers were being supported and were receiving an Aftercare service. This is a decrease from the previous year and

<sup>5</sup> <https://www.legislation.gov.uk/ukpga/2000/35/contents>

this cohort now has a wider remit as all Care Leavers can request support services until the age of 25, under the Children and Social Work Act 2017.



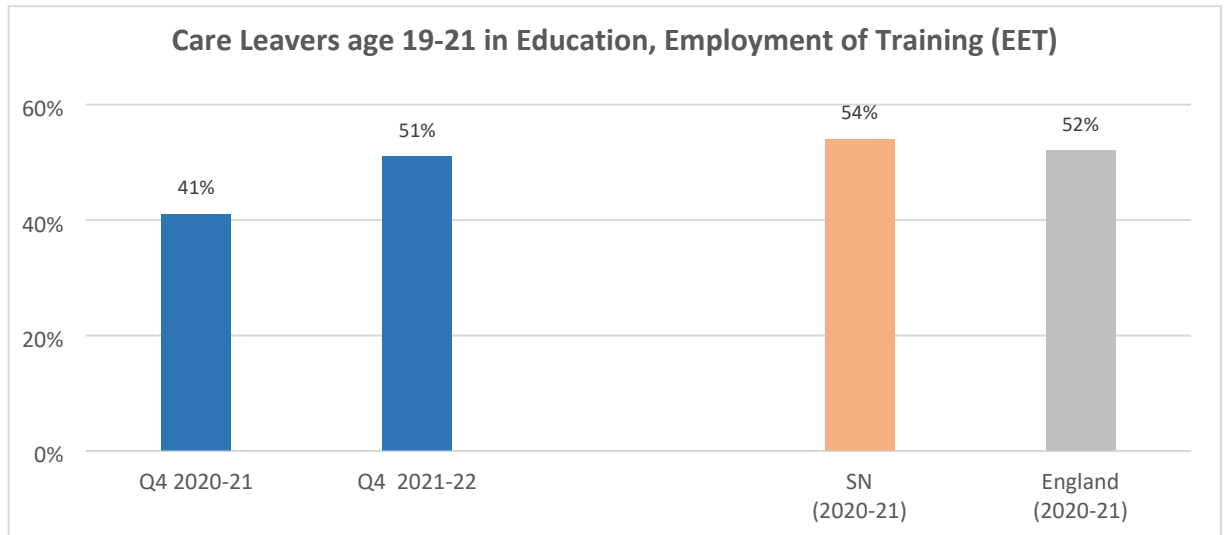
The charts below show the Care Leaver cohort broken down by age groups and gender.



### 7.1 Care Leavers age 19-21 years in Education, Employment or Training (EET)

At the end of March 2022, 51% of the Care Leavers aged 19 to 21 year old were in part or full time education, employment or training compared to 41% in March 2021. Thurrock is in line with England average of 51% To strengthen oversight and planning to ensure our young people have support and opportunities for Education, Employment and Training (EET) there are two monthly panels which focus on pre and post 18 year olds who do not have an EET offer. These panels are attended by the Aftercare Service, Inspire Youth

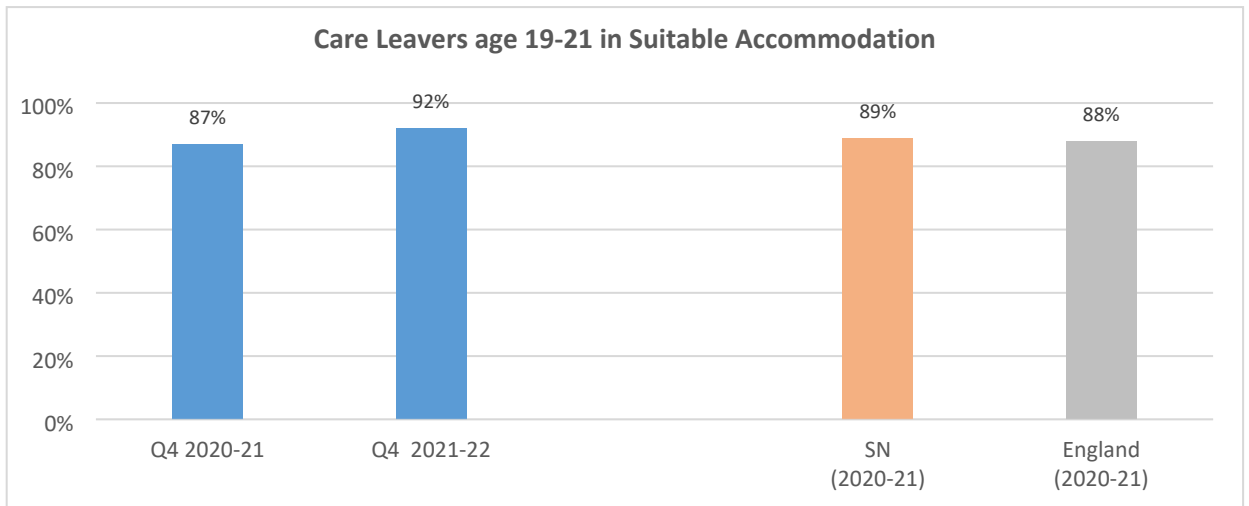
Hub and the Virtual School. The panel seeks to understand the issues for individual young people and align their interests to an EET offer. The panel discussions have highlighted the impact of COVID-19 on Young People which has limited opportunities to engage in work experience and continue with employment.



## 7.2 Care Leavers age 19 to 21 years in Suitable Accommodation

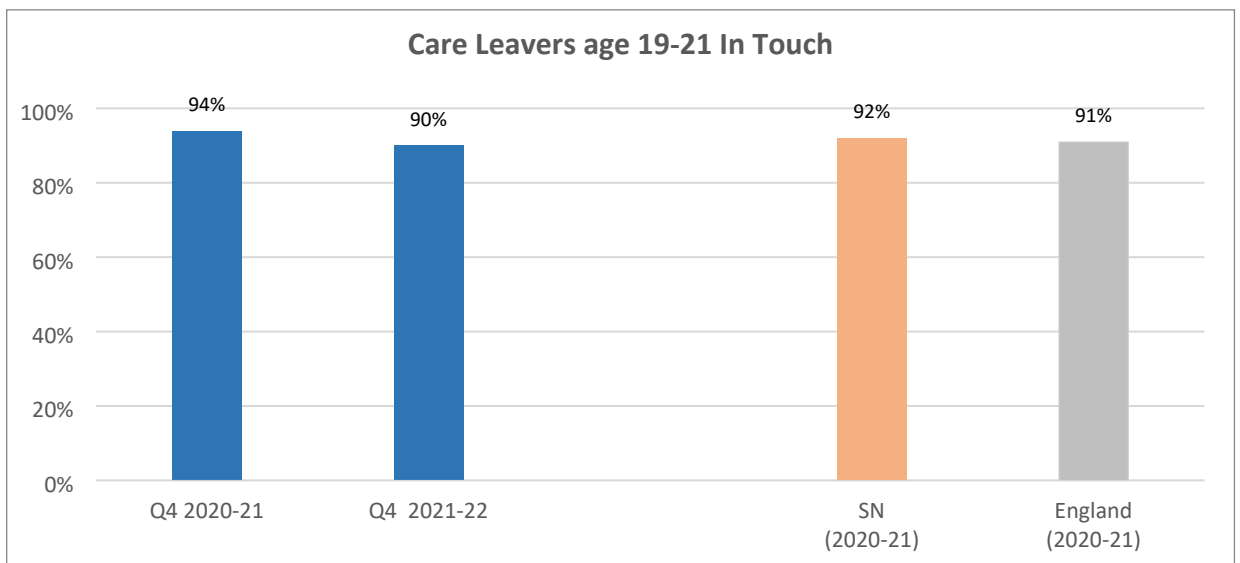
At the end of March 2022, the number of 19 to 21 year old Care Leavers reported to be in suitable accommodation was 92%. Thurrock is above England average of 88% and Statistical Neighbour average of 89% based on 2021 benchmarking data. There are some care leavers who are not in touch with the service, as well as those whose accommodation is unsuitable. Reasons for accommodation being deemed unsuitable include care leavers who are UASC and missing, young people declining to say where they are living or care leavers who are in prison.

Increased housing support is being provided to young people by the Aftercare Service, Head Start Housing and Thurrock Housing Department. The 'Housing Offer' to Care Leavers has been updated with the Joint Housing Protocol 2020, ensuring good partnership working with clear pathways for young people to access housing, as well as ensuring they are prepared for their tenancies.



### 7.3 Care Leavers age 19-21 years 'In Touch'

Local Authorities are expected to stay in touch with Care Leavers and provide statutory support to help care leaver's transition to living independently. At the end of March 2022, Thurrock was in touch with 90% of Care Leavers. Thurrock's performance is slightly below the statistical neighbour average of 92% and England average of 91%. This is mainly due to the cohort of missing UASC.



## 8. Reasons for Recommendations

8.1 Corporate Parenting Committee to note and comment on current performance position.

9. Consultation (including Overview & Scrutiny, if applicable)

9.1 Not applicable.

**10. Impact on corporate policies, priorities, performance and community impact**

10.1 None.

**11. Implications**

**11.1 Financial**

Implications verified by: **David May**  
**Strategic Lead Finance**

The Children services budget continues to face increased financial pressures arising from placement costs, with limited supply of specialist provisions increasing the cost required to be paid. The Councils MTFS continues to provide support within a challenging financial climate.

**11.2 Legal**

Implications verified by: **Judith Knight**  
**Interim Deputy Head of Legal Social Care & Education**

No implications identified.

**11.3 Diversity & Equality**

Implications verified by: **Roxanne Scanlon**  
**Community Engagement and Project Monitoring Officer**

There are no direct diversity and equality implications arising from this report. However, the service does collect diversity monitoring data for looked after children, this data is given within this report. The data is utilised to consider issues of equality and to ensure that performance considers the impact on children with protected characteristics.

**11.4 Other implications (where significant) – i.e. Staff, Health Inequalities, Sustainability, and Impact on Looked After Children**

Not applicable



**12. Background papers used in preparing the report** (including their location on the Council's website or identification whether any are exempt or protected by copyright):

Not applicable

**13. Appendices to the report**

None

**Report Author:**

Daniel Jones, Strategic Lead, Children Looked After, Children's Services

Statistics: Anna Watkins, Business Intelligence Analyst, Children's Services